

# AMBIENT

**SAFE-WAY**  
GARAGE DOORS  
*Make a Statement*

MODELS 85, 86, 87, 88, 89, 90, 91, 92, 93, 94, 272, 273



## Beauty & Strength

Ambient Series by Safe-Way Garage Doors can add rustic charm, contemporary composition or classic curb appeal to any home or project be it residential, commercial or industrial. The superior thermal performance of Ambient's high density polyurethane foam provides added strength, performance and durability combined with ease of use and low maintenance. The multitude of designs, options and colors of the Ambient Series will offer you endless possibilities to your new home or home improvement upgrade. "Make a Statement" choose American Made and American Owned Safe-Way Garage Doors.



*Make a Statement.*



MODELS 85, 86, 87, 88, 89, 90, 91, 92, 93, 94, 272, 273

## AVAILABLE COLORS:

Models 85, 86, 87, 88, 89, 272



White



Almond



Desert Tan



Sand Stone




Bronze



Brown



Hunter Green



Black



Grey

Models 90, 91, 92, 93, 94, 273



Rosewood



Oak



Driftwood

## AVAILABLE PANEL STYLES:




Short // Models 85, 90



Medium // Models 89, 91




Ranch // Models 87, 92



Flush // Models 86, 94



Stamped Carriage Short // Models 88, 93



Micro Ribbed // Models 272, 273

## Decorative Hardware

### Hinges



Steel Strap Hinge



Hammered Iron Hinge



Steel Heritage Hinge



Hammered Iron Stud



Iron Stud with Screw

### Handles



Steel Handle



Hammered Iron Handle



Carriage Handle



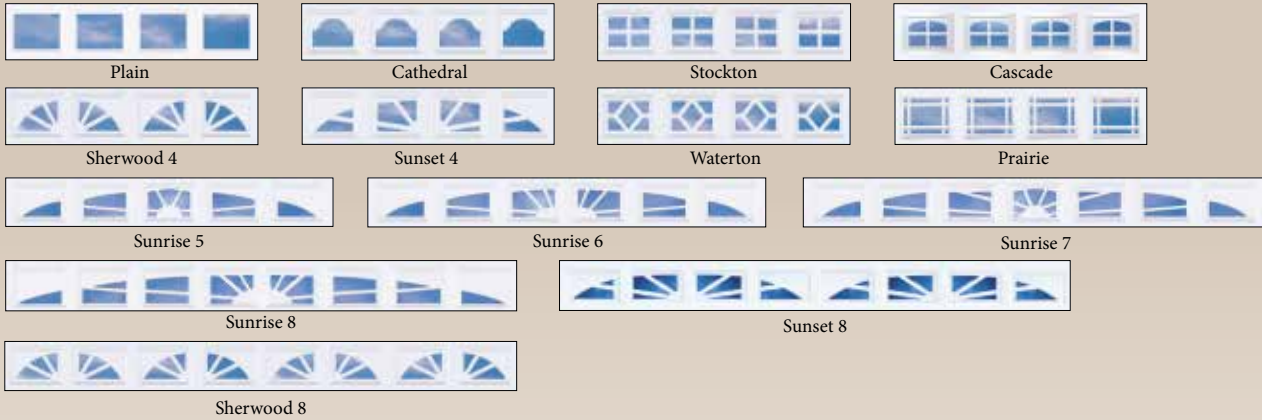
Carriage Knocker Kit



MODELS 85, 86, 87, 88, 89, 90, 91, 92, 93, 94, 272, 273

## ESTATE WINDOW SERIES


Model 85, 86, 88, 90, 93, 94, 272 & 273 | Standard | Raised Panel



Model 89, 91, 272 & 273 | Medium | Raised Panel

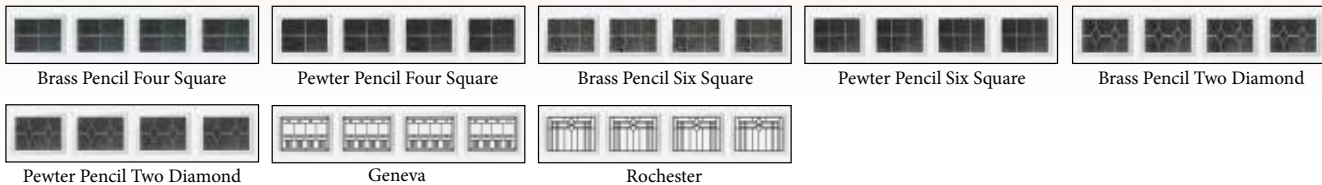


Model 86, 87, 88, 92, 93, 94, 272 & 273 | Long Ranch | Raised Panel

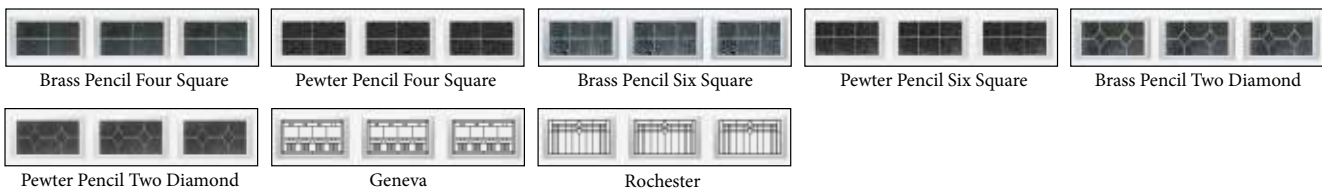


## GENTRY WINDOW SERIES\*

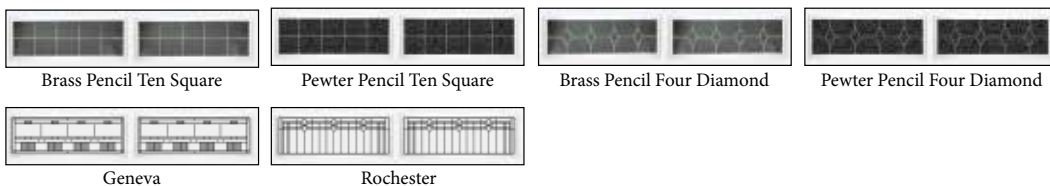
Model 85, 86, 88, 90, 93, 94, 272 & 273 | Standard | Raised Panel



Model 89, 91, 272 & 273 | Medium | Raised Panel



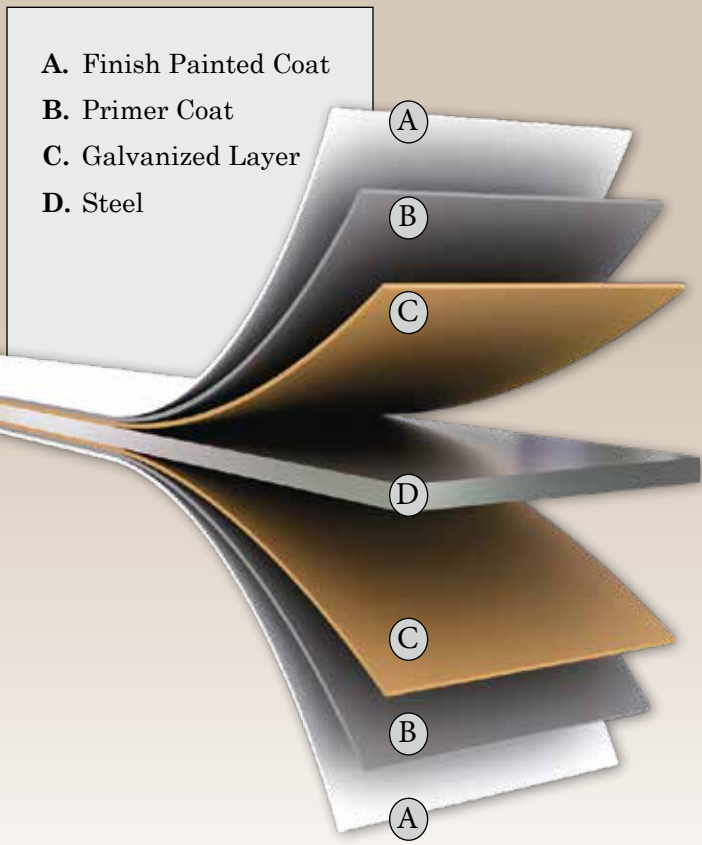
Model 86, 87, 88, 92, 93, 94, 272 & 273 | Long Ranch | Raised Panel



\*Safe-Way recommends viewing samples of Gentry style window prior to ordering. Gentry depictions on this literature are actual photography however lighting inside or outside the garage can significantly impact the "look" of these windows. Please consult with your dealer prior to purchase.

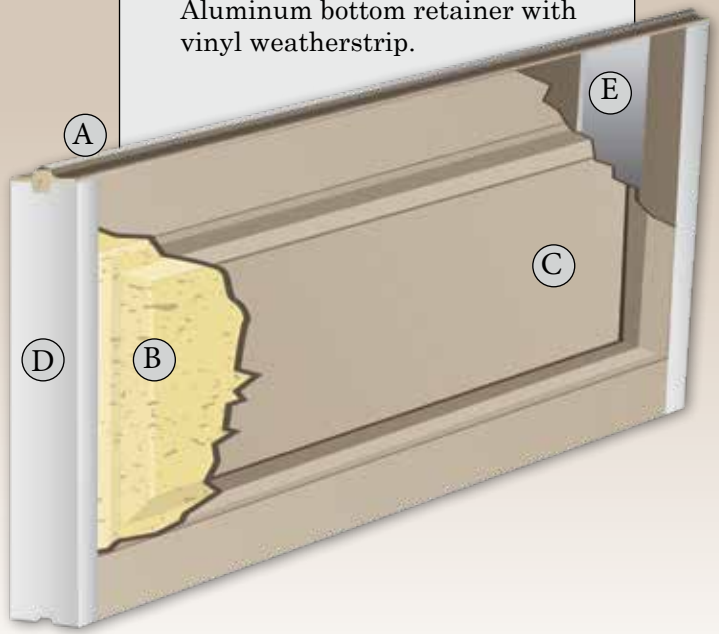
## CONSTRUCTION

Two deep-drawn, tension-leveled, galvanized steel skins are polyester painted. The skins encapsulate a high density injected polyurethane core which is bonded using a polyurethane adhesive. Section joints sealed with a polypropylene bulb thermal break anchored within the polyurethane core. This construction method provides superb thermal performance, durability, strength, sound deadening qualities, and dent resistance for an all-around superior product.



- A.** Tongue and groove enclosed with bulb type polypropylene thermal break anchored within the polyurethane core.
- B.** 2" polyurethane injected insulation provides an R-value of 17.68
- C.** Steel skins inside and out provide maximum durability.
- D.** 20 gauge pre-painted heavy steel end stiles for added strength.
- E.** Interior 20 gauge backer plate full height of section at all hinge points.

\* other features include:  
 11 ball nylon rollers provide quiet operation and long lasting durability.  
 Heavy duty galvanized 14 gauge hardware  
 Aluminum bottom retainer with vinyl weatherstrip.



Distributed by:



As Safe-Way Door constantly strives to improve our product, all specifications listed in this informative brochure are subject to change without notice or obligation. Printed color may vary from actual color, please check with your local dealer for color swatches.  
 9/18

3814 East U.S. 30 • Warsaw, IN 46580  
 574-267-4861 • Fax: 574-267-2871  
[safe-waydoor.com](http://safe-waydoor.com)